

Slight ruffling at the button placket and sleeve shaping detail make this lovely extra button.

\$7.89 US

add to basket

view basket




Construction Notes: worked in the round; body starts, seamline set-in sleeves, stockinette and brim stitch, single crochet around neckline

Finished bust measurements: 30 1/2, 32, 34, 36, 38, 40 1/2, 42, 44, 46, 48, 50, 54 1/2, 57, 60, 62 1/2 (34, 36, 38, 40, 42, 44, 46, 48, 50, 54, 56, 58, 60, 62, 64, 66, 68, 70, 72, 74, 76, 78, 80, 82, 84, 86, 88, 90, 92, 94, 96, 98, 100, 102, 104, 106, 108, 110, 112, 114, 116, 118, 120, 122, 124, 126, 128, 130, 132, 134, 136, 138, 140, 142, 144, 146, 148, 150, 152, 154, 156, 158, 160, 162, 164, 166, 168, 170, 172, 174, 176, 178, 180, 182, 184, 186, 188, 190, 192, 194, 196, 198, 200)

Yarn: 6 (6, 6, 7, 8, 8, 8, 10, 10, 11, 11) skeins Kollege Yarns 1.2 N/12 100% Merino Wool, 50% Wool 174 yds/158 m per 3 1/2 oz/100 g skein in 7002 Eggplant

Needles & Notions: Two sets 5 US/3.75 mm circular needles, 24" (61 cm) long; size 5 US/3.75 mm double pointed needles; size 7 US/4.5 mm crochet hook; three 1/2" (12.7 mm) buttons; stitch markers; stitch holders; two row counters or pen and paper

Gauge: 22 sts and 28 1/2 rows = 4" (10 cm) in St or on size 5 US/3.75 mm, or size to obtain gauge



[Buy Kollege Yarns US & UK at Ravelry.com](#)

Twist Collective

Last Updated on Sunday, 17 February 2013 12:24

Published on Thursday, 12 February 2009 21:43
